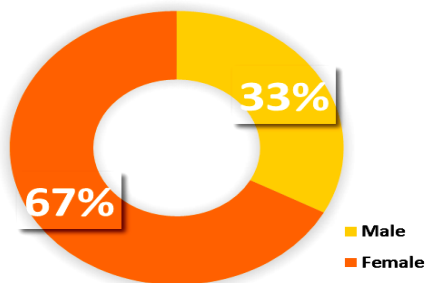


The table below gives a comparative look at the new cases of Hypertension 2020-2024.

NEW HYPERTENSION CASES				
2020	2021	2022	2023	2024
43	46	32	49	39

The figure and table below highlight the Gender and Age Range of Registered Hypertension Clients in Nevis 2024.



Registered Hypertensive Clients by Age Range in Nevis 2024

Age	Male	Female	Total
20 - 29	1	0	1
30 - 39	3	9	12
40 - 49	12	36	48
50 - 59	29	61	90
60 - 69	55	99	154
70 - 79	49	80	129
80 - 89	29	63	92
90 - 99	7	16	23
100+	0	2	2
Not Stated	11	35	46

Orange, Mint Infused Water



Ingredients

- 4 thick orange slices
- 10 - 12 mint leaves
- Fresh Water to fill your container
- 1 small bottle or jar

Directions

- Wash fruits well.
- Chop and slice ingredients as necessary, and add into a large jar or jug. Muddle ingredients and fill jar with Fresh -Water.

Health Days Observed.

APRIL

7th - World Health Day

14th - World Chagas Disease Day

25th - World Malaria Day

26th - May 3rd - Vaccination Week in the Americas

28th - World Day for Safety and Health at Work

28th - May 4th - World Immunization Week

MAY

5th - World Hand Hygiene Day

5th - 9th - Caribbean Mosquito Awareness Week

12th - International Nurses Day

12th - 28th - World Salt Awareness Week

15th - International Day of Families

17th - World Hypertension Day

21st - World Breastfeeding Protection Day

28th - International Day of Action for Women's Health

31st - World No Tobacco Day

JUNE

1st - Caribbean Nutrition Day

5th - World Environment Day

7th - World Food Safety Day

14th - World Blood Donor Day

15th - World Elder Abuse Awareness Day

26th - International Day Against Drug Abuse

DATA FOR ACTION

SELECTED HEALTH DATA

for the period

April - June , 2025

- This leaflet presents data routinely collected by staff within the Ministry of Health (MoH).
- The objective is to share quarterly health data with the general public.
- The data presented aims to highlight trends and potential problems.
- It is envisaged that positive trends will be re-enforced; negative trends will be addressed and opportunities to initiate pre-emptive and/or corrective actions will be embraced.
- The data generated were made possible by the entire health team and is intended to inform decision making policies using evidence based practices.

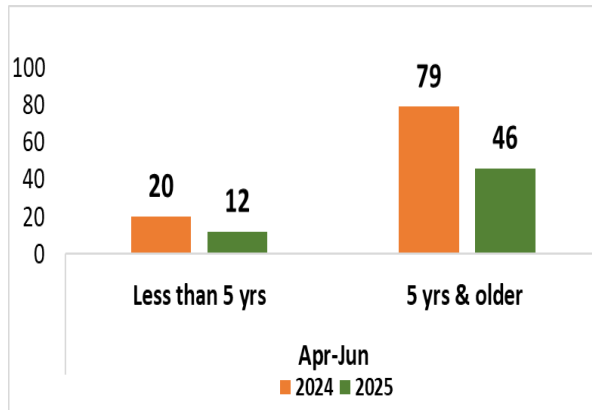
*The Right Knowledge
To the Right People
At the Right Time*

Communicable Disease Surveillance.

Outbreaks of Gastroenteritis (GE) and Fever & Respiratory Symptoms (ARI) were identified in the second quarter of 2025.

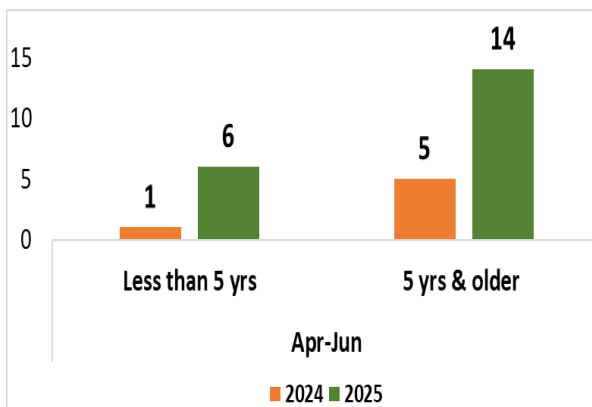
A total of 58 persons were treated (mainly at Out- Patient Department) for GE and discharged.

Graph Showing GE by Age Group 2024-2025



A total of 20 persons were treated (mainly at Out- Patient Department) for ARI and discharged.

Graph Showing ARI by Age Group 2024-2025



Communicable Disease Surveillance Cont'd.

For the period under review the following disease conditions were also reported:

Diseases	Reported Cases
Acute Haemorrhagic Conjunctivitis	Suspected - 2
Chlamydial Infection	Confirmed - 3
ChickenPox	Suspected - 4
Ciguatera Poisoning (Fish Poison)	Suspected - 4
Hand Foot and Mouth Disease	Suspected - 1
Foodborne Illness	Suspected - 1
Influenza A	Confirmed - 2
Syphilis	Confirmed - 1

It's What You Can't See. (Infectious Diseases)

Our feature this quarter is **Gastroenteritis - (Stomach Flu)**

Gastroenteritis is a bacterial or viral intestinal infection marked by diarrhea, cramps, nausea, vomiting and fever.

- ⇒ The symptoms for gastroenteritis can last up to 10 days. During this time an infected individual is contagious.
- ⇒ The best way to protect yourself and others against gastroenteritis is to wash your hands properly and frequently.

The response to outbreaks is similar to previous years. Members of the Public Health team take action to inform the public of potential or actual outbreaks and provide information on strategies for the prevention and control of the diseases.

COVID-19 Update

The table below shows the overall number of COVID-19 cases, recoveries and deaths for 2020-2025.

Total Recoveries	1140
Total Deaths	7
Total Cases	1147

Non - Communicable Disease Surveillance. (NCD's)

For the period under review the table shows the number of visits at all Health Centres for NCD's.

No. of Patients	703
First visit to HC in year	404
Return visit to HC in year	299
Male	301
Female	402

Source: Nevis Health Promotion Unit using data reported by the Hospital, Community Health Centres and Private Physicians.

*Some cases are undergoing verification so numbers may change.