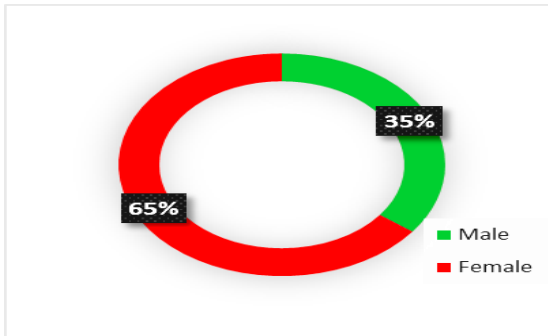


The table below gives a comparative look at the new cases of Diabetics 2019-2023.

NEW DIABETICS OVER A FIVE YEAR PERIOD				
2019	2020	2021	2022	2023
33	33	27	28	22

The figure and table below highlight the Gender and Age Range of Registered Diabetic Clients in Nevis 2023.



Registered Diabetics by Age Range in Nevis 2023

Age Range	Male	Female	Total
10-19	1	4	5
20 - 29	5	9	14
30 - 39	5	9	14
40 - 49	13	22	35
50 - 59	33	49	82
60 - 69	46	71	117
70 - 79	21	57	78
80 - 89	21	31	52
90-99	0	11	11
100+	0	1	1
Not Stated	26	50	76

### Apple Orchard Splasher

**Ingredients**

- 1/2 an apple, sliced
- 1 handful of mint
- 1 lime sliced

**Directions**

- Wash fruits and herbs well.
- Chop and slice ingredients as necessary, and add into a large jar or jug. Muddle ingredients and fill jar with ice-water.

### Health Days Observed.

#### JULY

- 6th - World Zoonoses Day
- 25th - World Drowning Prevention Day
- 28th - World Hepatitis Day

#### AUGUST

- 1st-5th - World Breast Feeding Week
- 9th - International Day of the World's Indigenous People
- 12th - International Youth Day
- 19th - World Humanitarian Day

#### SEPTEMBER

- 7th - Childhood Cancer Awareness Month
- 7th - International Day of Clean Air for Blue Skies
- 10th - World Suicide Prevention Day
- 13th - World Sepsis Day
- 14th - Caribbean Wellness Day
- 14th - 20th Wellness Week in the Americas
- 16th - 22nd Adolescent Pregnancy Prevention Week in Latin America
- 17th - World Patient Safety Day
- 19th - International Snakebite Awareness Day
- 21st - World Alzheimer's Day
- 28th - World Rabies Day
- 29th - World Heart Day

# DATA FOR ACTION

## SELECTED HEALTH DATA

for the period

July - September , 2024

- This leaflet presents data routinely collected by staff within the Ministry of Health (MoH).
- The objective is to share quarterly health data with the general public.
- The data presented aims to highlight trends and potential problems.
- It is envisaged that positive trends will be re-enforced; negative trends will be addressed and opportunities to initiate pre-emptive and/or corrective actions will be embraced.
- The data generated were made possible by the entire health team and is intended to inform decision making policies using evidence based practices.

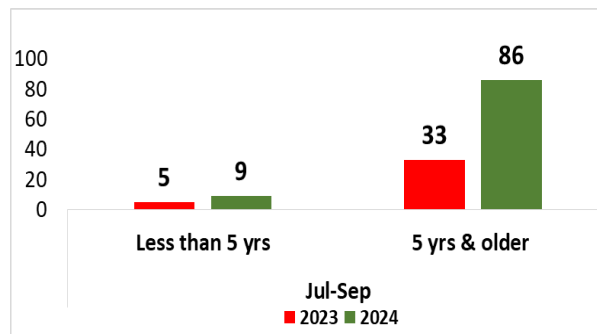
*The Right Knowledge  
 To the Right People  
 At the Right Time*

## Communicable Disease Surveillance.

**Outbreaks of Gastroenteritis (GE), Ciguatera Poisoning (Fish Poison) and Dengue Fever were identified in the third quarter of 2024.**

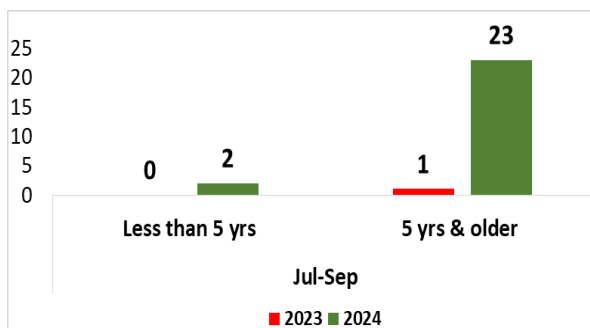
A total of 95 persons were treated (mainly at Out- Patient Department) for GE and discharged.

**Graph Showing GE by Age Group 2023-2024**



A total of 25 persons were treated (mainly at Out-Patient Department) for Dengue Fever and discharged.

**Graph Showing Dengue Fever by Age Group 2023-2024**



**Suspected - 10 , Negative - 13 , Positive - 2**

## Communicable Disease Surveillance Cont'd.

For the period under review the following disease conditions were also reported:

Diseases	Reported Cases
Acute Haemorrhagic Conjunctivitis	Suspected - 5
Acute Respiratory Infection	Suspected - 8
Bacterial Conjunctivitis	Suspected - 10
Ciguatera Poisoning (Fish Poison)	Suspected - 12
COVID-19	Confirmed - 2 Suspected - 2
Foodborne Illness	Suspected - 1

The response to outbreaks is similar to previous years. Members of the Public Health team take action to inform the public of potential or actual outbreaks and provide information on strategies for the prevention and control of the diseases.



### It's What You Can't See (Infectious Diseases)

Our feature this quarter is **Dengue Fever**

**Dengue Fever** is a viral infection that spreads from mosquitoes to people. It is more common in tropical and subtropical climates.

- ✓ To protect yourself from mosquito bites wear long-sleeved clothing, pants, or clothing that covers your skin and closed-toed shoes.
- ✓ Help to eliminate mosquito breeding sites in your school, home and the surrounding areas by removing used tires, bottles and other containers that can fill up with rainwater.
- ✓ If you have fever, headache, muscle pain, rash, nausea or vomiting; DO NOT SELF-MEDICATE and ask for help to go to the nearest health facility.

## COVID-19 Update

The table below shows the overall number of COVID-19 cases, recoveries and deaths for 2020-2024.

<b>Total Recoveries</b>	<b>1140</b>
<b>Total Deaths</b>	<b>7</b>
<b>Total Cases</b>	<b>1147</b>

## Non - Communicable Disease Surveillance. (NCD's)

For the period under review the table shows the number of visits at all Health Centres for NCD's.

<b>No. of Patients</b>	<b>480</b>
<b>First visit to HC in year</b>	<b>282</b>
<b>Return visit to HC in year</b>	<b>198</b>
<b>Male</b>	<b>207</b>
<b>Female</b>	<b>273</b>

Source: Nevis Health Promotion Unit using data reported by the Hospital, Community Health Centres and Private Physicians.

\*Some cases are undergoing verification so numbers may change.